


SF-SFC

Bracci filtranti per sistemi di distribuzione e drenaggio

Filter arms for drain and distribution systems



- Adatto per sistemi di distribuzione e drenaggio con collettori CS - CB
- Versione SFC per migliorare la distribuzione sulla lunghezza del braccio
- Suitable for distribution and drain systems with CS - CB collectors
- SFC version to improve the distribution on arm's length

Materiale

Material

PP

PPHT

PPFV

PVDF

Modello Model	Lt - Lunghezza braccio Lt - Arm length mm	Fessura Slot width mm	Colore Colour	Area cupola Head area mm ²	Connessione Connection
SF SFC	91, 128, 164, 201, 237, 274, 310, 347, 383, 420, 456, 493, 529, 566, 602, 639, 675, 712, 748, 785, 821, ... + Lc	0,25		220	M30 x 2.0 1"G Bayonet (ID21 - 346mm ²)
		0,5		440	3/4"G (ID19 - 283mm ²)
		Blind		0	

Braccio con certificazione ACS/MOCA prodotto PP Naturale (Bianco) - Braccio in PPFV30% prodotto Naturale (Avorio) - Braccio in PVDF prodotto Naturale (Bianco)

Arm with ACS/MOCA certification produced PP Natural (White) - Arm in PPFV30% produced Natural (Ivory) - Arm in PVDF produced Natural (White)

ORDINE - ORDER

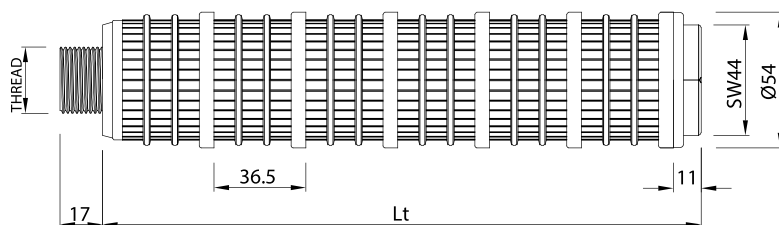
Modello Model	Lt	Fessura Slot width	Connessione Connection	Materiale Material
SF	420	0,25	M30x2.0	PP
SFC	201	0,50	Bayonet	PP

Scheda tecnica
a pag. 118-137
Data sheet
pag. 118-137

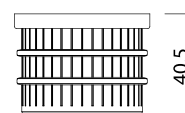
Collettori CS
CS Collectors



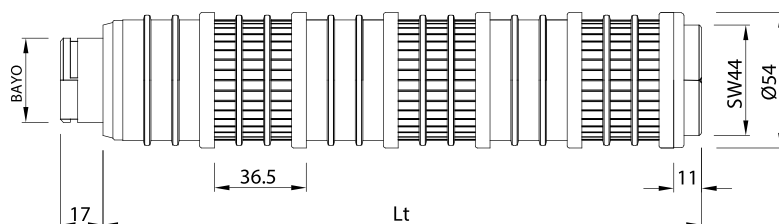
SF - Slotted heads
SF - Cupole fessurate




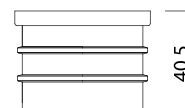
RS-0.25 RS-0.50



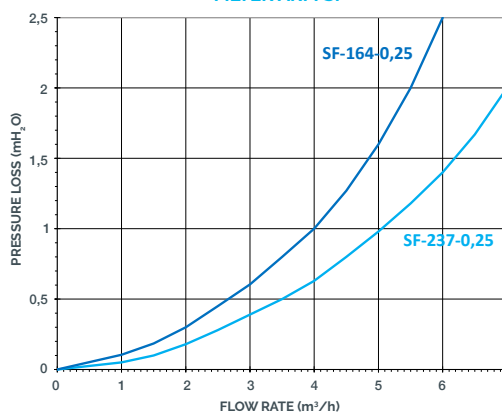
SFC - Slotted and blinded heads
SFC - Cupole cieche e fessurate



RS-0.00



FILTER ARM SF



NOTE
Su richiesta è possibile fornire la Curva di Perdita di Carico per tutta la gamma di bracci Ilmap. The Pressure Loss Curve of the Ilmap Nozzles range can be supplied on demand.